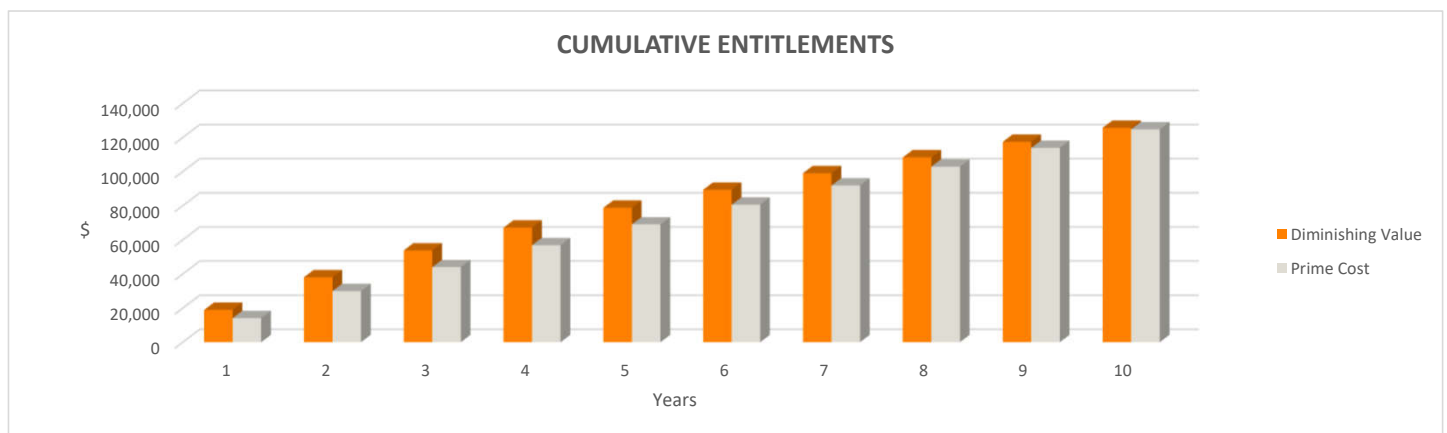
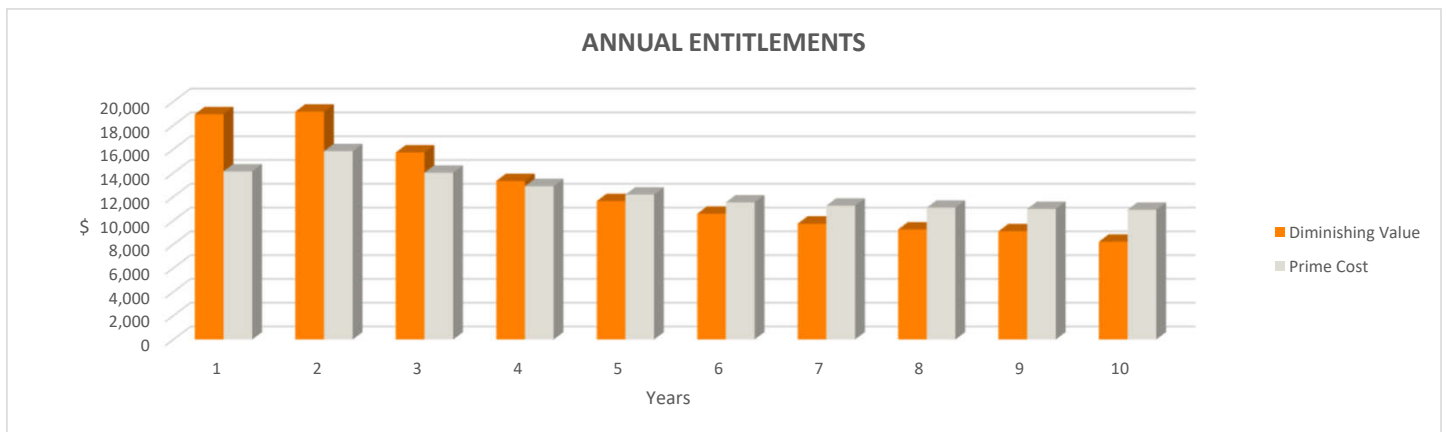


# Typical 2 Bed 2 Bath 1 Car - Bela by Mosaic

INDICATIVE SCHEDULE OF CAPITAL ALLOWANCE AND TAX DEPRECIATION

DIMINISHING VALUE METHOD				
Year	Division 40 Allowances Plant	Division 43 Allowances Building	Total Yearly Capital Allowance	Cumulative Capital Allowance
	\$	\$	\$	\$
1	12,774	6,171	18,945	18,945
2	12,972	6,188	19,160	38,105
3	9,537	6,188	15,725	53,830
4	7,143	6,188	13,331	67,161
5	5,446	6,188	11,634	78,795
6	4,382	6,188	10,570	89,366
7	3,549	6,188	9,737	99,103
8	3,061	6,188	9,249	108,352
9	2,912	6,188	9,100	117,451
10	2,032	6,188	8,220	125,671
Balance	7,944	185,434	193,378	193,378
TOTALS	71,753	247,297	319,050	

PRIME COST METHOD				
Year	Division 40 Allowances Plant	Division 43 Allowances Building	Total Yearly Capital Allowance	Cumulative Capital Allowance
	\$	\$	\$	\$
1	7,966	6,171	14,137	14,137
2	9,644	6,188	15,832	29,969
3	7,835	6,188	14,023	43,992
4	6,705	6,188	12,893	56,885
5	5,997	6,188	12,185	69,070
6	5,344	6,188	11,532	80,602
7	5,068	6,188	11,256	91,858
8	4,895	6,188	11,083	102,941
9	4,788	6,188	10,976	113,917
10	4,719	6,188	10,907	124,824
11	8,792	185,434	194,226	194,226
TOTALS	71,753	247,297	319,050	



## NOTES TO PROSPECTIVE OWNER

This Indicative Capital Allowance and Tax Depreciation Schedule cannot be submitted to the ATO as a final report as it is an **ESTIMATE ONLY**. Please contact **Gray Robinson & Cottrell Pty Ltd in Brisbane on (07) 3878 6222, or email [reception@grcqs.com](mailto:reception@grcqs.com)**, to request and obtain the Final Capital Allowance and Tax Depreciation Report required by the ATO.

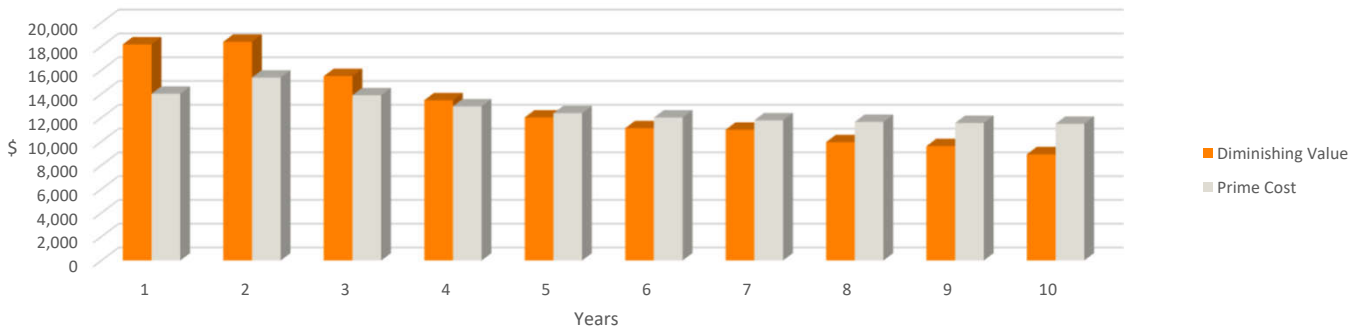
# Typical 2 Bed 2 Bath 2 Car - Bela by Mosaic

INDICATIVE SCHEDULE OF CAPITAL ALLOWANCE AND TAX DEPRECIATION

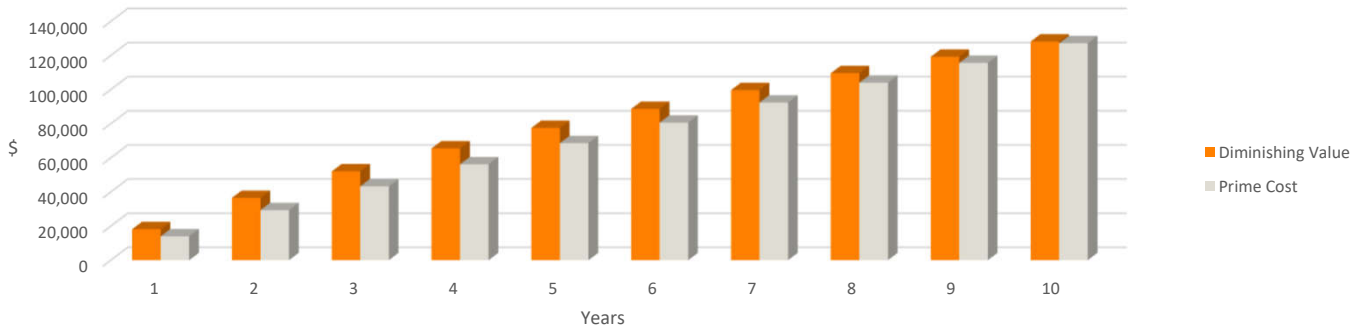
DIMINISHING VALUE METHOD				
Year	Division 40 Allowances Plant	Division 43 Allowances Building	Total Yearly Capital Allowance	Cumulative Capital Allowance
	\$	\$	\$	\$
1	10,950	7,223	18,173	18,173
2	11,150	7,243	18,393	36,565
3	8,261	7,243	15,504	52,069
4	6,234	7,243	13,477	65,546
5	4,786	7,243	12,029	77,575
6	3,879	7,243	11,122	88,697
7	3,751	7,243	10,994	99,690
8	2,709	7,243	9,952	109,642
9	2,375	7,243	9,618	119,260
10	1,686	7,243	8,929	128,189
Balance	7,319	217,017	224,336	224,336
TOTALS	63,098	289,427	352,525	

PRIME COST METHOD				
Year	Division 40 Allowances Plant	Division 43 Allowances Building	Total Yearly Capital Allowance	Cumulative Capital Allowance
	\$	\$	\$	\$
1	6,797	7,223	14,020	14,020
2	8,144	7,243	15,387	29,406
3	6,652	7,243	13,895	43,302
4	5,720	7,243	12,963	56,265
5	5,138	7,243	12,381	68,646
6	4,774	7,243	12,017	80,663
7	4,546	7,243	11,789	92,452
8	4,404	7,243	11,647	104,099
9	4,315	7,243	11,558	115,657
10	4,250	7,243	11,493	127,150
11	8,358	217,017	225,375	225,375
TOTALS	63,098	289,427	352,525	

## ANNUAL ENTITLEMENTS



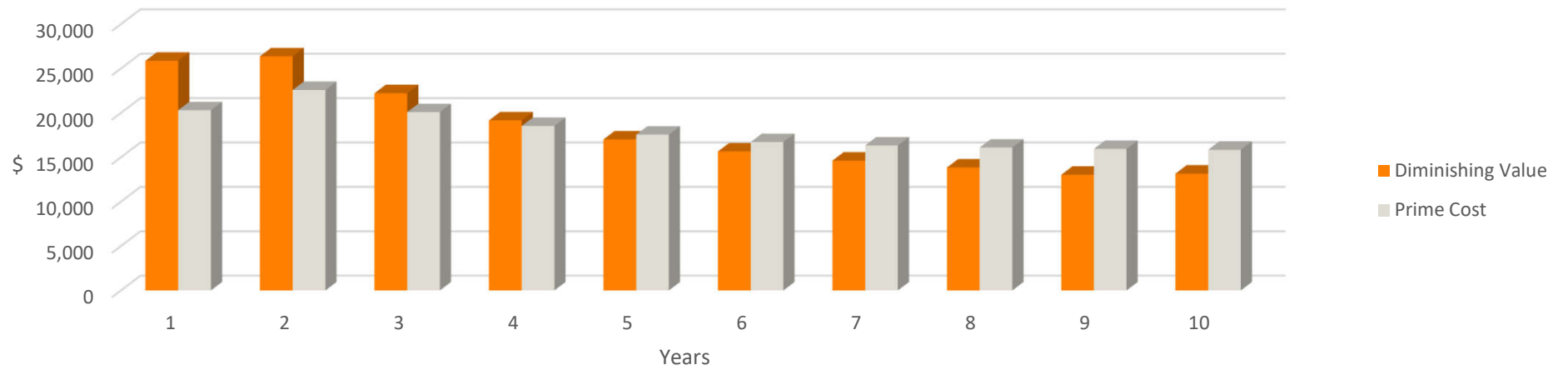
## CUMULATIVE ENTITLEMENTS



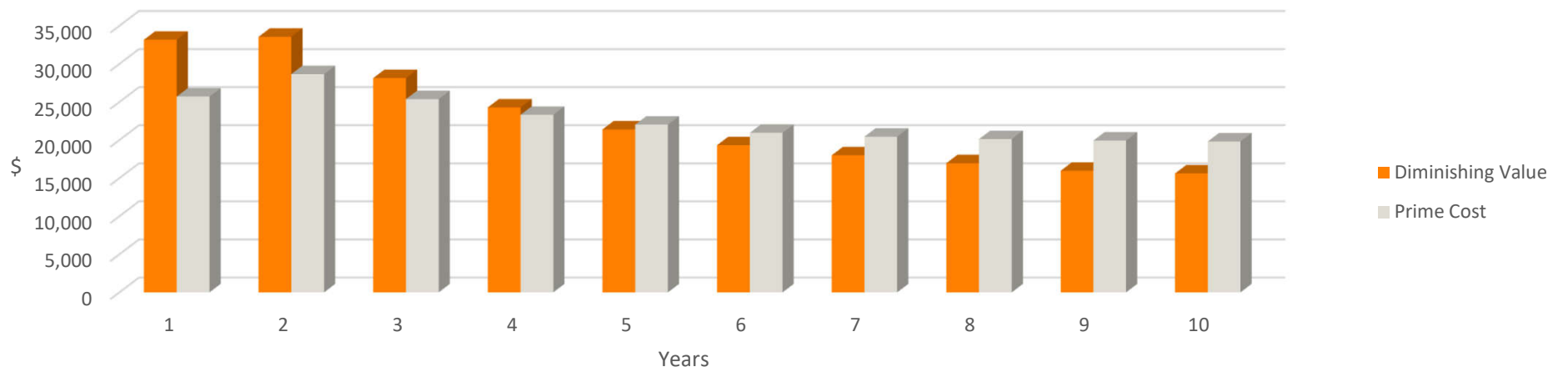
### NOTES TO PROSPECTIVE OWNER

This Indicative Capital Allowance and Tax Depreciation Schedule cannot be submitted to the ATO as a final report as it is an **ESTIMATE ONLY**. Please contact **Gray Robinson & Cottrell Pty Ltd in Brisbane on (07) 3878 6222, or email [reception@grcqs.com](mailto:reception@grcqs.com)**, to request and obtain the Final Capital Allowance and Tax Depreciation Report required by the ATO.

## ANNUAL ENTITLEMENTS



## ANNUAL ENTITLEMENTS



### ANNUAL ENTITLEMENTS

